80° CN TYPE INSERTS WITH HOLE

CNMG 12 04 02- FP

Size | Thickness | Corner Radius | Chip Breaker

* Please refer to page A002.

CHIP CONTROL RANGE FOR WORK MATERIALS

Finish Cutting --- Light Cutting --- Medium Cutting --- Rough Cutting --- Heavy Cutting ---

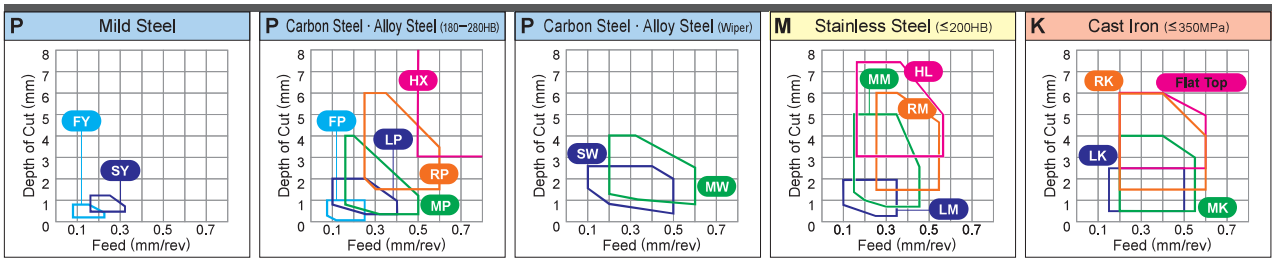

Cutting Conditions (Guide) : ● : Stable Cutting ◐ : General Cutting ✠ : Unstable Cutting

Work Material		
P	Steel	
M	Stainless Steel	
K	Cast Iron	
N	Non-ferrous Metal	
S	Heat-resistant Alloy, Titanium Alloy	

Shape	Order Number	RE (mm)	Coated																					Cermet		Coated Cermet			Carbide					Applicable Holder Page
			UE6105	UE6110	UE6020	MC6015	MC6025	MC6035	UH6400	MS6015	MC7015	MC7025	MP7035	US7020	US735	US905	MC5005	MC5015	UC5105	UC5115	NEW MH515	MP9005	MP9015	NEW MP9025	VP05RT	VP10RT	VP15TF	UP20M	NX2525	NX3035	MP3025	AP25N	VP25N	UTi20T	HTi05T	HTi10	RT9010	MT9015	
FP Finish Cutting	CNMG120402-FP	0.2				●	●																						●		●								C008 C009 E013 E036 E041 H006 –008
	CNMG120404-FP	0.4				●	●																						●		●								
	CNMG120408-FP	0.8				●	●																						●		●								
	NEW CNMG120412-FP	1.2				●	●																						●		●								
FH Finish Cutting	CNMG120402-FH	0.2		●	▲																								●	●	●								C008 C009 E013 E036 E041 H006 –008
	CNMG120404-FH	0.4		●	▲																								●		●	●							
	CNMG120408-FH	0.8		●																									●		●	●							
	CNMG120412-FH	1.2																											●			●							
FS Finish Cutting	CNMG120404-FS	0.4			▲																								●										C008 C009 E013 E036 E041 H006 –008
	CNMG120408-FS	0.8																											●										
FY Finish Cutting	CNMG120404-FY	0.4			▲																								●	●	●		●						C008 C009 E013 E036 E041 H006 –008
	CNMG120408-FY	0.8			▲																								●		●		●						
FJ Finish Cutting	CNGG1204V5-FJ	0.05																								●											●		C008 C009 E013 E036 E041 H006 –008
	CNGG120401-FJ	0.1																								●											●		
	CNGG120402-FJ	0.2																								●											●		
	CNGG120404-FJ	0.4																								●	●										●		
	CNGG120408-FJ	0.8																								●	●										●		
PK Finish Cutting	CNGG120404-PK	0.4																											●										C008 C009 E013 E036 E041 H006 –008
LP Light Cutting	CNMG120404-LP	0.4	●	●		●	●	●																							●								C008 C009 E013 E036 E041 H006 –008
	CNMG120408-LP	0.8	●	●		●	●	●																							●								
	CNMG120412-LP	1.2	●	●		●	●	●																															

● = NEW

● : Inventory maintained in Japan. ▲ : Inventory maintained in Japan. To be replaced by new products.
(10 inserts in one case)

Cutting Conditions (Guide) : ● : Stable Cutting ◐ : General Cutting ✠ : Unstable Cutting

Work Material			UE6105	UE6110	UE6020	MC6015	MC6025	MC6035	UH6400	MS6015	MC7015	MC7025	MP7035	US7020	US735	US905	MC5005	MC5015	UC5105	UC5115	MH515	MP9005	MP9015	MP9025	VP05RT	VP10RT	VP15TF	UP20M	NX2525	NX3035	MP3025	AP25N	VP25N	UTi20T	HTi05T	HTi10	RT9010	MT9015
	P	Steel	●	◐	✠	◐	✠	✠	✠	●																	✠	✠	●	◐	◐	●	●	✠				
	M	Stainless Steel									○	◐	✠	○	✠											◐	✠	✠	○			○	○	✠				
	K	Cast Iron															●	◐	●	◐	◐					◐	✠		●			●	●	✠	●	◐		
	N	Non-ferrous Metal																																		◐		
	S	Heat-resistant Alloy, Titanium Alloy														●						●	◐	✠	●	◐	✠									●	◐	◐
Shape	Order Number	RE (mm)	Coated																										Cermet		Coated Cermet			Carbide					Applicable Holder Page
LM Light Cutting	CNMG120404-LM	0.4									●	●	●																										C008 C009 E013 E036 E041 H006 –008
	CNMG120408-LM	0.8									●	●	●																										
	CNMG120412-LM	1.2									●	●	●																										
LK Light Cutting	CNMG120404-LK	0.4															●	●																					C008 C009 E013 E036 E041 H006 –008
	CNMG120408-LK	0.8															●	●			●																		
	CNMG120412-LK	1.2															●	●			●																		
LS Light Cutting	NEW CNMG090304-LS	0.4																				●	●															●	C008 C009 E013 E036 E041 H006 –008
	NEW CNMG090308-LS	0.8																				●	●																
	NEW CNMG120402-LS	0.2																				●	●															●	
	CNMG120404-LS	0.4																				●	●	●														●	
	CNMG120408-LS	0.8																				●	●	●														●	
SH Light Cutting	CNMG09T304-SH	0.4		●											●																								C008 C009 E013 E036 E041 H006 –008
	CNMG09T308-SH	0.8		●																																			
	CNMG120404-SH	0.4	●	●	▲	●	●								●				●										●	●		●							
	CNMG120408-SH	0.8	●	●	▲	●	●								●				●										●	●		●							
	CNMG120412-SH	1.2	●	●	▲	●	●																																
SA Light Cutting	CNMG120404-SA	0.4	●	●	▲	●	●																						●	●									C008 C009 E013 E036 E041 H006 –008
	CNMG120408-SA	0.8	●	●	▲	●	●																						●	●									
	CNMG120412-SA	1.2	●	●	▲	●	●																							●									
* SW Light Cutting (Wiper)	CNMG120404-SW	0.4	●	●		●								▲			●	●		●									●	●	●								C008 C009 E013 E036 E041 H006 –008
	CNMG120408-SW	0.8	●	●		●								▲			●	●		●									●	●	●								
	CNMG120412-SW	1.2	●	●		●								▲															●	●	●								
SY Light Cutting	CNMG120404-SY	0.4			▲																								●		●		●						C008 C009 E013 E036 E041 H006 –008
	CNMG120408-SY	0.8			▲																								●		●		●						
C Light Cutting	CNMG120404-C	0.4																											▲	▲									C008 C009 E013 E036 E041 H006 –008
	CNMG120408-C	0.8																											▲	▲									
MJ Light Cutting	CNMG120404-MJ	0.4														●						●	●		●	●											●		C008 C009 E013 E036 E041 H006 –008
	CNMG120408-MJ	0.8														●						●	●		●	●												●	
	CNMG120412-MJ	1.2														●						●	●		●	●													
	CNMG120416-MJ	1.6														●						●	●		●	●													

* Please refer to A028 before using the SW breaker (wiper insert).

● = NEW

CHIP BREAKERS ➤ A042
GRADES ➤ A030
IDENTIFICATION ➤ A002

80° CN TYPE INSERTS WITH HOLE

CNGG 12 04 04- MJ

Size | Thickness | Corner Radius | Chip Breaker

* Please refer to page A002.

CHIP CONTROL RANGE FOR WORK MATERIALS

Finish Cutting --- Light Cutting --- Medium Cutting --- Rough Cutting --- Heavy Cutting ---

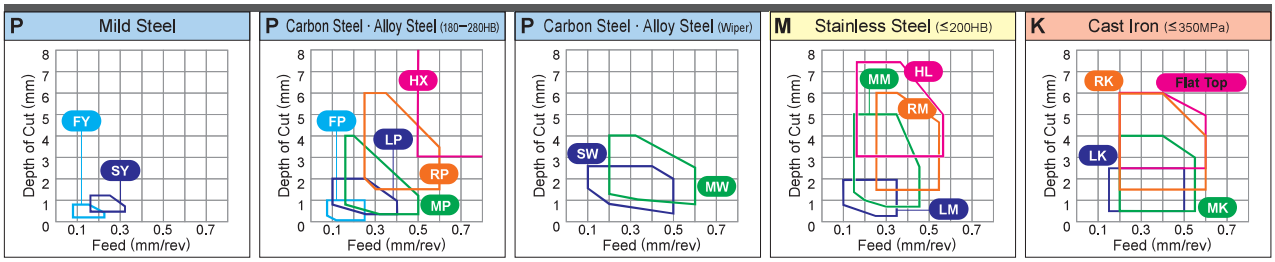

Cutting Conditions (Guide) : ● : Stable Cutting ◐ : General Cutting ✠ : Unstable Cutting

Work Material		
P	Steel	
M	Stainless Steel	
K	Cast Iron	
N	Non-ferrous Metal	
S	Heat-resistant Alloy, Titanium Alloy	

Shape	Order Number	RE (mm)	Coated																					Cermet		Coated Cermet			Carbide					Applicable Holder Page
			UE6105	UE6110	UE6020	MC6015	MC6025	MC6035	UH6400	MS6015	MC7015	MC7025	MP7035	US7020	US735	US905	MC5005	MC5015	UC5105	UC5115	NEW MH515	MP9005	MP9015	NEW MP9025	VP05RT	VP10RT	VP15TF	UP20M	NX2525	NX3035	MP3025	AP25N	VP25N	UTi20T	HTi05T	HTi10	RT9010	MT9015	
MJ Light Cutting	CNGG120404-MJ	0.4																								●	●									●	●		C008 C009 E013 E036 E041 H006 –008
	CNGG120408-MJ	0.8																								●	●									●	●		
MP Medium Cutting	CNMG120404-MP	0.4	●	●	▲	●	●	●												●											●									C008 C009 E013 E036 E041 H006 –008
	CNMG120408-MP	0.8	●	●	▲	●	●	●												●											●								
	CNMG120412-MP	1.2	●	●	▲	●	●	●												●											●								
	CNMG120416-MP	1.6	●	●	▲	●	●	●												●																			
	CNMG160608-MP	0.8	●	●	▲		●													●																			
	CNMG160612-MP	1.2	●	●	▲		●													●																			
	CNMG160616-MP	1.6	●	●	▲		●													●																			
MM Medium Cutting	CNMG120408-MM	0.8									●	●	●																										C008 C009 E013 E036 E041 H006 –008
	CNMG120412-MM	1.2									●	●	●																										
	CNMG120416-MM	1.6									●	●	●																										
	CNMG160608-MM	0.8									●	●	●																										
	CNMG160612-MM	1.2									●	●	●																										
	CNMG160616-MM	1.6									●	●	●																										
	CNMG190608-MM	0.8									●	●	●																										
	CNMG190612-MM	1.2									●	●	●																										
	CNMG190616-MM	1.6									●	●	●																										
MK Medium Cutting	CNMG120404-MK	0.4															●	●																					C008 C009 E013 E036 E041 H006 –008
	CNMG120408-MK	0.8															●	●																					
	CNMG120412-MK	1.2															●	●																					
	CNMG120416-MK	1.6															●	●																					
	CNMG160608-MK	0.8															●	●																					
	CNMG160612-MK	1.2															●	●																					
	CNMG160616-MK	1.6															●	●																					
	CNMG190612-MK	1.2															●	●																					
	CNMG190616-MK	1.6															●	●																					
* **MS** Medium Cutting	NEW CNMG090304-MS	0.4																				●	●																C008 C009 E013 E036 E041 H006 –008
	NEW CNMG090308-MS	0.8																				●	●																
	CNMG120404-MS	0.4																				●	●	●														●	
	CNMG120408-MS	0.8																				●	●	●														●	
	CNMG120412-MS	1.2																				●	●	●														●	

* Newly designed breakers : MP9005, MP9015, MP9025, MT9015

● = NEW

● : Inventory maintained in Japan. ▲ : Inventory maintained in Japan. To be replaced by new products.
(10 inserts in one case)

Cutting Conditions (Guide) : ● : Stable Cutting ◐ : General Cutting ✠ : Unstable Cutting

Work Material			UE6105	UE6110	UE6020	MC6015	MC6025	MC6035	UH6400	MS6015	MC7015	MC7025	MP7035	US7020	US735	US905	MC5005	MC5015	UC5105	UC5115	MH515 (NEW)	MP9005	MP9015	MP9025 (NEW)	VP05RT	VP10RT	VP15TF	UP20M	NX2525	NX3035	MP3025	AP25N	VP25N	UTi20T	HTi05T	HTi10	RT9010	MT9015
	P	Steel	●	◐	✠	◐	✠	✠	✠	●																	✠	✠	●	◐	◐	●	●	✠				
	M	Stainless Steel									○	◐	✠	○	✠											◐	✠	✠	○			○	○	✠				
	K	Cast Iron															●	◐	●	◐	◐					◐	✠		●			●	●	✠	●	◐		
	N	Non-ferrous Metal																																		◐		
	S	Heat-resistant Alloy, Titanium Alloy														●						●	◐	✠	●	◐	✠									◐	◐	◐
Shape	Order Number	RE (mm)	Coated																										Cermet		Coated Cermet			Carbide					Applicable Holder Page
* MS Medium Cutting	CNMG160612-MS	1.2																				●	●															●	C008 C009 E013 E036 E041 H006 –008
	CNMG160616-MS	1.6																				●	●															●	
MS Medium Cutting	CNMG090304-MS	0.4													●																								C008 C009 E013 E036 E041 H006 –008
	CNMG090308-MS	0.8		●											●																								
	CNMG09T304-MS	0.4													●																			●					
	CNMG09T308-MS	0.8		●											●																								
	CNMG120404-MS	0.4		●	▲									▲	●	●									●	●	●	●								●	●		
	CNMG120408-MS	0.8		●	▲									▲	●	●									●	●	●	●						●		●	●		
	CNMG120412-MS	1.2		●										▲	●	●									●	●	●										●		
	CNMG160608-MS	0.8													●																								
	CNMG160612-MS	1.2													●																								
	CNMG190612-MS	1.2													●																								
	CNMG190616-MS	1.6													●																								
GK Medium Cutting	CNMG120404-GK	0.4															●	●																					C008 C009 E013 E036 E041 H006 –008
	CNMG120408-GK	0.8															●	●			●																		
	CNMG120412-GK	1.2															●	●			●																		
GM Medium Cutting	CNMG120404-GM	0.4									●	●	●																										C008 C009 E013 E036 E041 H006 –008
	CNMG120408-GM	0.8									●	●	●																										
	CNMG120412-GM	1.2									●	●	●																										
MA Medium Cutting	CNMG120404-MA	0.4	●	●	▲	●	●					●	●	▲	●		●	●	●	●			●	●			●			●									C008 C009 E013 E036 E041 H006 –008
	CNMG120408-MA	0.8	●	●	▲	●	●	●				●	●	▲	●		●	●	●	●	●		●	●			●			●									
	CNMG120412-MA	1.2	●	●	▲	●	●	●				●	●	▲	●		●	●	●	●	●		●	●			●			●									
	CNMG120416-MA	1.6	●	●	▲									▲	●					●			●																
	CNMG160608-MA	0.8	●	●	▲	●	●	●							●					●																			
	CNMG160612-MA	1.2	●	●	▲	●	●	●						▲	●					●																			
	CNMG160616-MA	1.6	●	●		●	●	●							●					●																			
	CNMG190612-MA	1.2	●	●	▲	●	●	●						▲	●				●	●																			
	CNMG190616-MA	1.6		●	▲	●	●	●							●					●																			
MH Medium Cutting	CNMG120404-MH	0.4	●	●	▲									▲																									C008 C009 E013 E036 E041 H006 –008
	CNMG120408-MH	0.8	●	●	▲	●	●	●						▲						●																			
	CNMG120412-MH	1.2	●	●	▲	●	●	●						▲						●																			
	CNMG120416-MH	1.6	●	●	▲															●																			
	CNMG160608-MH	0.8	●	●																●																			
	CNMG160612-MH	1.2	●	●	▲	●	●	●						▲						●																			
	CNMG160616-MH	1.6	●	●																●																			
	CNMG190612-MH	1.2	●	●	▲	●	●	●						▲						●																			
	CNMG190616-MH	1.6	●	●	▲																																		

* Newly designed breakers : MP9005, MP9015, MP9025, MT9015

● = NEW

CHIP BREAKERS ➤ A042
GRADES ➤ A030
IDENTIFICATION ➤ A002

80° CN TYPE INSERTS WITH HOLE

CNMG 09 03 08
Size — Thickness — Corner Radius
* Please refer to page A002.

CHIP CONTROL RANGE FOR WORK MATERIALS

Finish Cutting --- Light Cutting --- Medium Cutting --- Rough Cutting --- Heavy Cutting ---

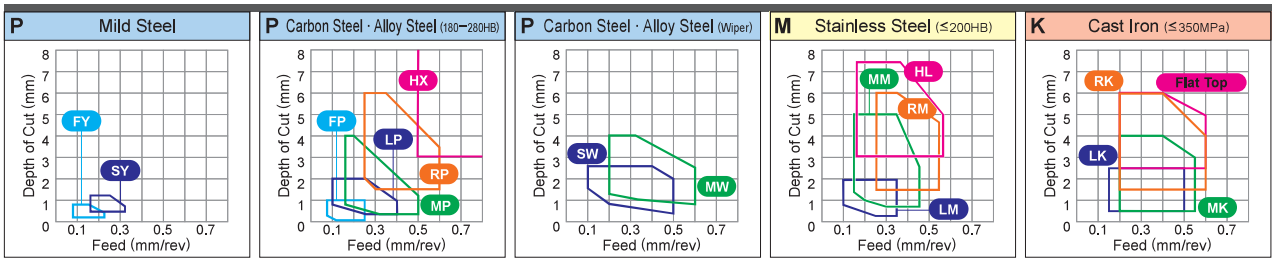

Cutting Conditions (Guide) : ● : Stable Cutting ◐ : General Cutting ✠ : Unstable Cutting

Work Material		
P	Steel	
M	Stainless Steel	
K	Cast Iron	
N	Non-ferrous Metal	
S	Heat-resistant Alloy, Titanium Alloy	

Shape	Order Number	RE (mm)	Coated																					Cermet		Coated Cermet			Carbide					Applicable Holder Page
			UE6105	UE6110	UE6020	MC6015	MC6025	MC6035	UH6400	MS6015	MC7015	MC7025	MP7035	US7020	US735	US905	MC5005	MC5015	UC5105	UC5115	NEW MH515	MP9005	MP9015	NEW MP9025	VP05RT	VP10RT	VP15TF	VP20M	NX2525	NX3035	MP3025	AP25N	VP25N	UTi20T	HTi05T	HTi10	RT9010	MT9015	
Standard	**CNMG090308**	0.8		●																																			
	CNMG09T304	0.4		●		●	●																						●										
	CNMG09T308	0.8		●		●	●																						●										
	CNMG120404	0.4	●	●	▲	●	●												●	●									●	●	●			●		●			
	CNMG120408	0.8	●	●	▲	●	●	●											●	●							●		●		●			●		●			C008
	CNMG120412	1.2	●	●	▲	●	●	●											●	●							●		●										C009
	CNMG120416	1.6	●	●		●	●												●	●																			E013
	CNMG160608	0.8	●	●	▲	●	●	●																															E036
	CNMG160612	1.2	●	●	▲	●	●	●											●	●																			E041
	CNMG160616	1.6	●	●		●	●	●											●	●																			H006
	CNMG190608	0.8	●	●	▲	●	●	●																															—008
	CNMG190612	1.2	●	●	▲	●	●	●											●	●																			
Medium Cutting	**CNMG190616**	1.6	●	●	▲	●	●	●												●																			
* **MW**	**CNMG120408-MW**	0.8	●	●	▲	●	●							▲			●	●	●	●																			C008
	CNMG120412-MW	1.2	●	●	▲	●	●							▲			●	●	●	●																			C009
Medium Cutting (Wiper)																																							E013 E036 E041 H006 —008
RP	**CNMG120408-RP**	0.8	●	●		●	●	●																															C008
	CNMG120412-RP	1.2	●	●		●	●	●																															C009
	CNMG120416-RP	1.6	●	●		●	●	●																															E013
	CNMG160612-RP	1.2	●	●		●	●	●																															E036
	CNMG160616-RP	1.6	●	●		●	●	●																															E041
	CNMG190612-RP	1.2	●	●		●	●	●																															H006
Rough Cutting	**CNMG190616-RP**	1.6	●	●		●	●	●																															—008
RM	**CNMG120408-RM**	0.8									●	●	●																										C008
	CNMG120412-RM	1.2									●	●	●																										C009
	CNMG120416-RM	1.6									●	●	●																										E013
	CNMG160612-RM	1.2									●	●	●																										E036
	CNMG160616-RM	1.6									●	●	●																										E041
	CNMG190612-RM	1.2									●	●	●																										H006
Rough Cutting	**CNMG190616-RM**	1.6									●	●	●																										—008

* Please refer to A028 before using the MW breaker (wiper insert).

● = NEW

● : Inventory maintained in Japan. ▲ : Inventory maintained in Japan. To be replaced by new products.
(10 inserts in one case)

Cutting Conditions (Guide) : ● : Stable Cutting ◐ : General Cutting ✠ : Unstable Cutting

Work Material			UE6105	UE6110	UE6020	MC6015	MC6025	MC6035	UH6400	MS6015	MC7015	MC7025	MP7035	US7020	US735	US905	MC5005	MC5015	UC5105	UC5115	MH515 (NEW)	MP9005	MP9015	MP9025 (NEW)	VP05RT	VP10RT	VP15TF	UP20M	NX2525	NX3035	MP3025	AP25N	VP25N	UTi20T	HTi05T	HTi10	RT9010	MT9015
	P	Steel	●	◐	✠	◐	✠	✠	✠	●																	✠	✠	●	◐	◐	●	●	✠				
	M	Stainless Steel									○	◐	✠	○	✠											◐	✠	✠	○			○	○	✠				
	K	Cast Iron															●	◐	●	◐	◐					◐	✠		●			●	●	✠	●	◐		
	N	Non-ferrous Metal																																		◐		
	S	Heat-resistant Alloy, Titanium Alloy														●						●	◐	✠	●	◐	✠									◐	◐	◐

Shape	Order Number	RE (mm)	UE6105	UE6110	UE6020	MC6015	MC6025	MC6035	UH6400	MS6015	MC7015	MC7025	MP7035	US7020	US735	US905	MC5005	MC5015	UC5105	UC5115	MH515 (NEW)	MP9005	MP9015	MP9025 (NEW)	VP05RT	VP10RT	VP15TF	UP20M	NX2525	NX3035	MP3025	AP25N	VP25N	UTi20T	HTi05T	HTi10	RT9010	MT9015	Applicable Holder Page
			Coated																										Cermet		Coated Cermet			Carbide					
RK	CNMG120408-RK	0.8															●	●			●																		C008 C009 E013 E036 E041 H006 —008
	CNMG120412-RK	1.2															●	●			●																		
	CNMG120416-RK	1.6															●	●																					
	CNMG160608-RK	0.8															●	●																					
	CNMG160612-RK	1.2															●	●																					
	CNMG160616-RK	1.6															●	●																					
	CNMG190612-RK	1.2															●	●																					
Rough Cutting	CNMG190616-RK	1.6															●	●																					
RS	CNMG120408-RS	0.8																					●	●													●		C008 C009 E013 E036 E041 H006 —008
	CNMG120412-RS	1.2																					●	●													●		
	CNMG120416-RS	1.6																					●	●													●		
	CNMG160612-RS	1.2																					●														●		
	CNMG160616-RS	1.6																					●														●		
	CNMG190612-RS	1.2																					●														●		
Rough Cutting	CNMG190616-RS	1.6																					●														●		
GH	CNMG120408-GH	0.8	●	●	▲									▲	●			●	●																				C008 C009 E013 E036 E041 H006 —008
	CNMG120412-GH	1.2	●	●	▲									▲	●			●	●																				
	CNMG120416-GH	1.6	●	●														●	●																				
	CNMG160612-GH	1.2	●	●	▲									▲	●			●	●																				
	CNMG160616-GH	1.6	●	●														●	●																				
	CNMG190612-GH	1.2	●	●	▲										●			●	●																				
Rough Cutting	CNMG190616-GH	1.6	●	●	▲									▲	●			●	●																				
GJ	CNMG120408-GJ	0.8														●										●	●										●		C008 C009 E013 E036 E041 H006 —008
	CNMG120412-GJ	1.2														●										●	●										●		
	CNMG120416-GJ	1.6														●										●	●										●		
	CNMG160612-GJ	1.2														●										●											●		
	CNMG190612-GJ	1.2														●										●											●		
Rough Cutting	CNMG190616-GJ	1.6														●										●											●		
HX	CNMM120408-HX	0.8					●	●																															C008 C009 E013 E036 E041 H006 —008
	CNMM120412-HX	1.2					●	●																															
	CNMM160612-HX	1.2					●	●																															
	CNMM160616-HX	1.6					●	●																															
	CNMM190612-HX	1.2		●	▲		●	●	●																														
	CNMM190616-HX	1.6		●	▲		●	●	●																														
	CNMM190624-HX	2.4		●	▲		●	●	●																														
Heavy Cutting	CNMM250924-HX	2.4		●	▲		●	●	●																														
HL	CNMM120408-HL	0.8					●	●							●																								C008 C009 E013 E036 E041 H006 —008
	CNMM120412-HL	1.2					●	●							●																								
	CNMM120416-HL	1.6						●																															
	CNMM160612-HL	1.2					●	●							●																								
	CNMM160616-HL	1.6					●	●							●																								
	CNMM190612-HL	1.2					●	●							●																								
	CNMM190616-HL	1.6					●	●							●																								
Heavy Cutting	CNMM190624-HL	2.4					●	●							●																								

● = NEW

CHIP BREAKERS ➤ A042
GRADES ➤ A030
IDENTIFICATION ➤ A002

80° CN TYPE INSERTS WITH HOLE

CNMM 25 09 24- HR
Size / Thickness / Corner Radius / Chip Breaker
* Please refer to page A002.

CHIP CONTROL RANGE FOR WORK MATERIALS

Finish Cutting --- Light Cutting --- Medium Cutting --- Rough Cutting --- Heavy Cutting ---

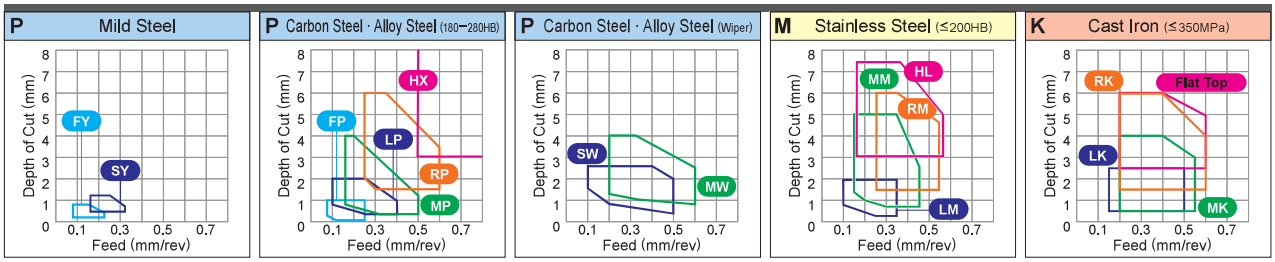

Cutting Conditions (Guide) : ● : Stable Cutting ◐ : General Cutting ✠ : Unstable Cutting

Work Material			UE6105	UE6110	UE6020	MC6015	MC6025	MC6035	UH6400	MS6015	MC7015	MC7025	MP7035	US7020	US735	US905	MC5005	MC5015	UC5105	UC5115	MH515 (NEW)	MP9005	MP9015	MP9025 (NEW)	VP05RT	VP10RT	VP15TF	VP20M	NX2525	NX3035	MP3025	AP25N	VP25N	UTi20T	HTi05T	HTi10	RT9010	MT9015
	P	Steel	●	◐	✠	◐	✠	✠	✠	●																	✠	✠	●	◐	◐	●	●	✠				
	M	Stainless Steel									●	◐	✠	●	✠											◐	✠	✠	●			●	●	✠				
	K	Cast Iron															●	◐	●	◐	◐					◐	✠		●			●	●	✠	●	◐		
	N	Non-ferrous Metal																																		◐		
	S	Heat-resistant Alloy, Titanium Alloy													●							●	◐	✠	●	◐	✠									◐	◐	◐

Shape	Order Number	RE (mm)	Applicable Holder Page
HR Heavy Cutting	**CNMM250924-HR**	2.4	–
HV Heavy Cutting	**CNMM190616-HV**	1.6	C008 C009
	CNMM190624-HV	2.4	
	CNMM250924-HV	2.4	
HZ Heavy Cutting	**CNMM120408-HZ**	0.8	C008 C009 E013 E036 E041 H006 –008
	CNMM120412-HZ	1.2	
	CNMM120416-HZ	1.6	
	CNMM160612-HZ	1.2	
	CNMM160616-HZ	1.6	
	CNMM190612-HZ	1.2	
	CNMM190616-HZ	1.6	
HM Heavy Cutting	**CNMM160612-HM**	1.2	C008 C009 E013 E036 E041 H006 –008
	CNMM160616-HM	1.6	
	CNMM190612-HM	1.2	
	CNMM190616-HM	1.6	
	CNMM190624-HM	2.4	
	CNMM250924-HM	2.4	
Flat Top	**CNMA120404**	0.4	C008 C009 E013 E036 E041 H006 –008
	CNMA120408	0.8	
	CNMA120412	1.2	
	CNMA120416	1.6	
	CNMA160612	1.2	
	CNMA160616	1.6	
	CNMA190612	1.2	
	CNMA190616	1.6	
	CNMA190624	2.4	

● = NEW

● : Inventory maintained in Japan. ▲ : Inventory maintained in Japan. To be replaced by new products.
(10 inserts in one case)